

RESULT Of The MONITORING Of CONSTRUCTION

Project for Safer Adobe Houses in Peru



NPO EVAA

(Ex-volunteers association for Architects)

Shizuko Matsuzaki

The people in the community participating the project



Peru - Huangascar




MONITORING ACTIVITY of CONSTRUCTION and ITS RESULTS IN PERU

1. The Monitoring Activity
2. What to get from the Monitoring
3. Meaning of the Monitoring
4. Result of Questionnaire

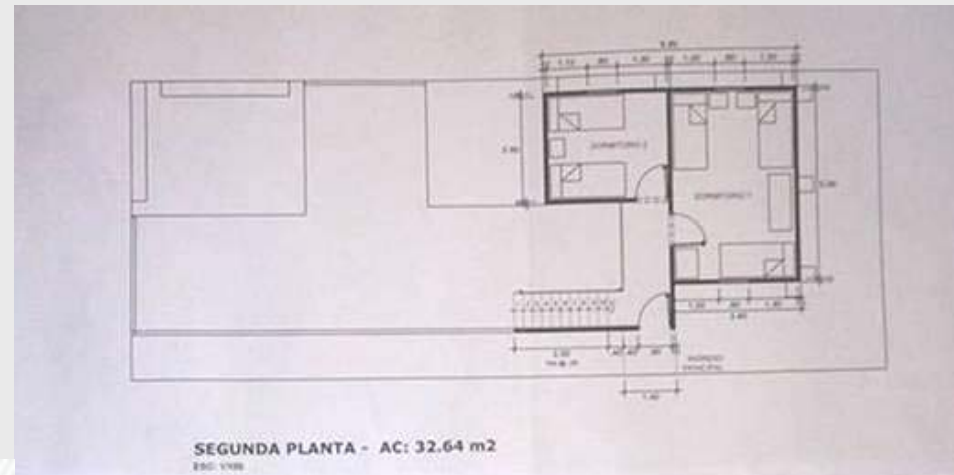
1. The Monitoring Activity

- Stay in the project district
- Observe and record the construction
- Confirm the method, and make the process table
- Interviews with residents and participants of the project
- Interviews with instructor of the project : NGO CIDAP

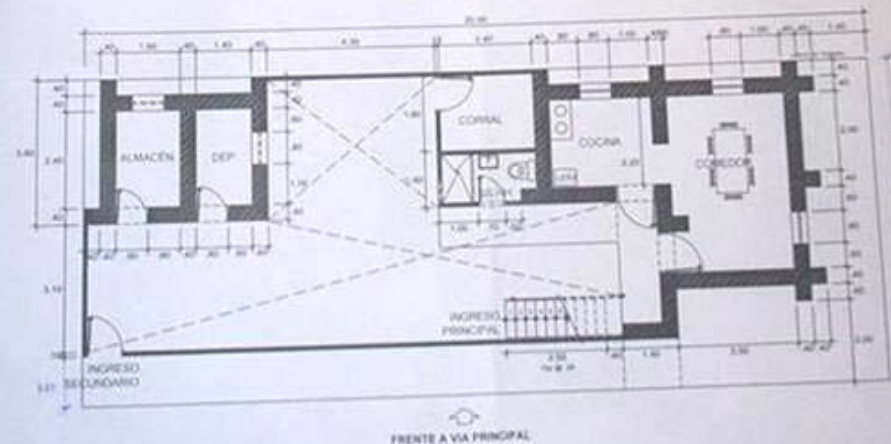


2. What I did see in Peru

- Detailed plans and drawings
- Careful construction
- The way to transport the materials




ANTEPROYECTO VIVIENDA - HUANGÁSCAR - AC: 83.64 M2
ARQ. VIVIANA ARRIOLA VIGO



PRIMERA PLANTA - AC: 50.70 m2
EBO: 1/100

- The kinds of tools and means to keep them



- The way to hold the workshop

- The situation of the field (Life of rural area)



- Dangerous condition of the site

3. Meanings of the Monitoring

- To know the environment and background of the workers
- To have a comprehension of the actual condition (ex. load of workers, and will to learn)
- To get information for feasible proposal



Exact works with only one tool

4. Surveying the Opinions of Project Participants

I. AGE OF THE PARTICIPANT :

(Questionnaire)

GROUP OF AGE	NUMBER	PERCENTAGE(%)
18 – 23	6	17,65
24 – 29	4	11,76
30 – 35	4	11,76
36 – 40	8	23,53
40 – más	12	35,29
TOTAL	34	100.00

II. SEX:

SEX	NUMBER	PERCENTAGE (%)
Male	24	70,59
Female	10	29,41
TOTAL	34	100.00

III. EDUCATION LEVEL

EDUCATION LEVEL	NUMBER	PERCENTAGE (%)
Elementary Incompleted	3	8,82
Elementary Completed	2	5,88
Secondary Incompleted	8	23,53
Secondary Completed	16	47,06
Technical/ Superior	5	14,71
TOTAL	34	100.00

Motivation of Participant:

01 Why did you participate in the course?

	NUMBER	PERCENTAGE (%)
To learn construction of safe and healthy houses	23	67,65
To get income	11	32,35
TOTAL	34	100.00

02 How many days did you participate in the course?

	NUMBER	PERCENTAGE (%)
Everyday	21	61,76
Some days	9	26,47
Did not participate in the course of construction	4	11,76
TOTAL	34	100.00

03 Have you ever worked before with adobe?

	NUMBER	PERCENTAGE (%)
Yes	20	58,82
No	14	41,18
TOTAL	34	100.00

04 How do you find the activities after participating the work?

ACTIVITIES	EASY TO DO	POSSIBLE	DIFFÍCULT
Production of adobe	73.12%	24.08%	2.80%
Cleaning of the land	41.23%	51.44%	7.33%
Excavating the trenches	36.19%	53.52%	10.29%
Foundation	42.34%	31.23%	26.43%
Plinth	38.63%	41.28%	20.09%
Lay adobes	42.71%	19.73%	37.56%
Electrical Equipments	51.12%	21.44%	27.44%
Putting the Beams	49.42%	48.04%	2.54%
Finishing	53.12%	41.04%	5.84%

05. Can you build a house of adobe?

	NUMBER	PERCENTAGE (%)
Yes	29	85,29
No	5	14,71
TOTAL	34	100.00

About the construction

01. What is the attractive point of the house for you?

	NUMBER	PERCENTAGE (%)
Lavatory	3	8,82
Kitchen	1	2,94
Bed room	2	5,88
Finish	8	23,53
Using Quincha in the 2nd floor	9	26,47
Using roof tiles	11	32,35

02. Are you interested to build your house like this model for your family?

	NUMBER	PERCENTAGE (%)
Yes	34	100.00
No	0	0
TOTAL	34	100.00

03. What is the obstacle to build a similar house?

	NUMBER	PERCENTAGE (%)
Lack of funds	30	88,24
Family leader's opposition	0	0,00
Technical problem	4	11,76
TOTAL	34	

04. Who is most interested in the construction or reconstruction your house?

	NUMBER	PERCENTAGE (%)
Father	6	17,65
Mather	4	11,76
Family's agreement	24	70,59
TOTAL	34	100.00

05. How long has it been since your house was built?

	NUMBER	PERCENTAGE (%)
1 – 5	5	14,71
6 – 10	5	14,71
11- 15	7	20,59
More than 16	17	50,00
TOTAL	34	100.00

06. Is it important for you the location of the land to build a house?

	NUMBER	PERCENTAGE (%)
Yes	27	79,41
No	1	2,94
Do not know	6	17,65
TOTAL	34	100.00

For next feasible step

Thank you